



Seiko H557A Movement Parts (1)

Compiled by EmmyWatch - <https://www.emmywatch.com>

SEIKO

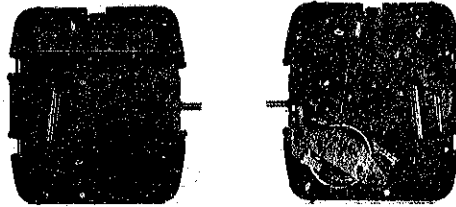
QUARTZ

Cal. H557A

EMMYWATCH
VINTAGE RESTORATIONS

**PARTS
CATALOGUE**

Cal. H557A



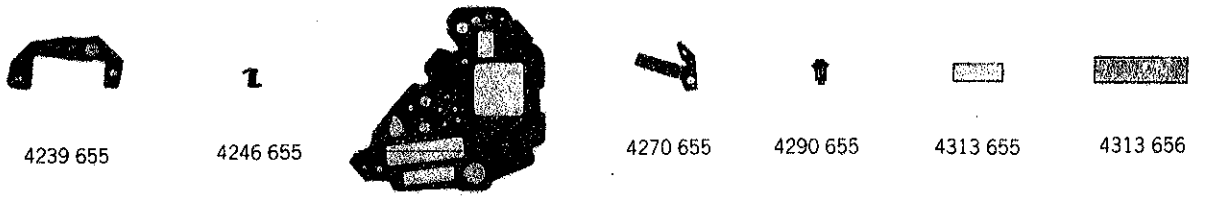
122 655 125 655 221 655 231 655 241 655 261 655 271 655



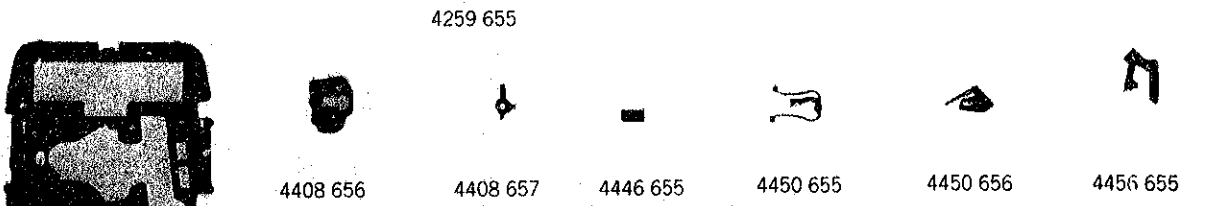
281 655 354 655 391 655 701 655 711 655 766 655



4002 655 4032 655 4146 655 4216 655 4225 655 4001 555



4239 655 4246 655 4270 655 4290 655 4313 655 4313 656




4259 655



4408 655 4408 656 4408 657 4446 655 4450 655 4450 656 4456 655



022 424 022 493 3/1



4457 655 ☆4510 525 4521 850



☆Maxell SR920W

Cal. H557A

Characteristics

Casing diameter : 23.6 × 26.0 mm
 Maximum height : 2.9 mm without battery
 Jewels : 3
 Frequency of quartz crystal oscillator : 32,768 Hz (Hz=Hertz Cycles per second)
 Analogue indication : Three hand time indication (Hour, minute and second)
 Digital time and calendar display : Hour (12-hour or 24-hour indication), minute, second, date, "A.M.,"/"P.M." mark (displayed only in the 12-hour indication), and day of the week.
 (The month is displayed only when the calendar is adjusted.)
 Alarm display : Can be set to operate at any desired hour and minute.
 Time signal : Can be set to ring every hour on the hour.
 Stopwatch display : Digital display system showing 12 hour, minute, second and 1/100 second.
 Tri-time function : The home time display and the local time display in the digital function, and the time display in the analogue function.
 Train wheel setting
 Driving system : Step motor (2 poles)
 Regulation system : Rotary step switch
 Display medium : Nematic liquid crystal, FE-Mode.
 Illuminating light : Illuminates all the digital displays in the dark by depressing the light button.
 Battery life indicator : All the digits in the display begin flashing.

PART NO.	PART NAME	PART NO.	PART NAME
122 655	Center wheel bridge	☆027 107	Tube for circuit block screw (A)
125 655	Train wheel bridge	☆027 108	Tube for circuit block screw (B)
221 655	Center wheel & pinion	027 109	Tube for coil block screw
231 655	Third wheel & pinion	027 110	Tube for setting wheel rest
241 655	Fourth wheel & pinion	027 725	Pin for intermediate minute wheel
261 655	Minute wheel	027 726	Minute wheel pin
271 655	Hour wheel	☆Maxell SR920W	Silver oxide battery
281 655	Setting wheel		
354 655	Winding stem		
391 655	Train wheel setting lever		
701 655	Fifth wheel & pinion		
711 655	Guide plate for winding stem		
766 655	Intermediate minute wheel		
4001 555	Circuit block		
4002 655	Coil block		
4032 655	Bulb block		
4146 655	Step rotor		
4216 655	Insulator for circuit		
4225 655	Battery clamp		
4239 655	Rotor stator		
4246 655	Buzzer lead terminal		
4259 655	Anti-magnetic shield plate		
4270 655	Battery connection (-)		
4290 655	Rotary step switch		
4313 655	Connector (A)		
4313 656	Connector (B)		
4408 655	Circuit block spacer		
4408 656	Setting wheel rest		
4408 657	Buzzer lead terminal (B)		
4446 655	Crystal unit cushion		
4450 655	Setting switch lever		
4450 656	Changeover switch lever		
4456 655	Switch lever cover		
4457 655	Circuit block cover		
☆4510 525	Liquid crystal panel (Silver)		
☆4510 526	Liquid crystal panel (Gold)		
4521 850	Reflecting mirror		
011 547	Lower hole jewel for step rotor		
011 551	Upper hole jewel for fourth wheel		
011 568	Upper hole jewel for step rotor		
022 424	Train wheel bridge screw		
022 424	Coil block screw		
022 424	Setting wheel rest screw		
022 493	Circuit block screw (Battery clamp screw)		
023 347	Train wheel setting lever adjusting pin		
023 369	Pin for changeover switch lever		
027 106	Tube for train wheel bridge		

☆⇨ Please see remarks on the reverse page.
 Part numbers in light letters are not shown in photos.

Cal. H557A

Remarks:

Liquid crystal panel

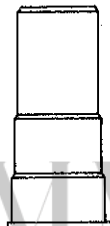
- ☆4510 525 } Be sure that the combination between the color of panel cover and Liquid crystal panel
- ☆4510 526 } should be matched according to the "SEIKO Quartz Casing Parts Catalogue".

Battery

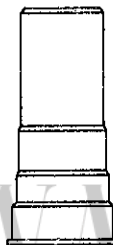
- ☆Maxell SR920W.....The substitutive battery might be added to the applied battery in the future.
In that case, please refer to separate "BATTERY LIST FOR SEIKO QUARTZ WATCHES".

Tube for circuit block screw (A), (B)

- ☆027 107 }Refer to the illustration below.
- ☆027 108 }



☆027 107



☆027 108

EMMYWATCH
VINTAGE RESTORATIONS