



Seiko 9552A Movement Parts (1)

Compiled by EmmyWatch - <https://www.emmywatch.com>

SEIKO

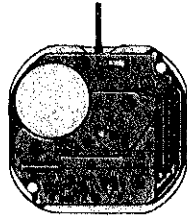
QUARTZ

Cal. 9552A

EMMYWATCH
VINTAGE RESTORATIONS

**PARTS
CATALOGUE**

Cal. 9552A



122 856



125 857



☆221 857



231 855



☆241 857



261 856



☆271 857



281 856



282 858



354 856



383 855



384 856



389 855



391 856



491 589



604 867



701 855



737 855



766 855



☆801 543




802 855



808 855



810 855



☆884 980



962 855



986 855



4001 851



4002 855



4050 868



4146 855



4216 858



4239 855



4259 856



4270 856



4271 855



4408 856



4450 855



022 436



022 754

2/1



☆Maxell SR916SW

Cal. 9552A

Characteristics

Casing diameter : ϕ 23.3 mm
 Maximum height : 1.9 mm
 Jewels : 7 j
 Frequency of quartz crystal oscillator : 32,768 Hz (Hz=Hertz..... Cycles per second)
 Driving system : Step motor (2 poles)
 Regulation system : Rotary step switch
 Train wheel setting
 Calendar (Date)
 Instant setting device for date calendar
 Battery life indicator

PART NO.	PART NAME	PART NO.	PART NAME
122 856	Center wheel bridge	022 436	Train wheel bridge screw
125 857	Train wheel bridge	022 754	Date dial guard screw
221 857	Center wheel & pinion	023 340	Date corrector wheel rocking lever pin
231 855	Third wheel & pinion	023 377	Date dial guard tube
241 857	Fourth wheel & pinion	☆027 127	Tube for setting wheel plate complete screw (A)
261 856	Minute wheel	☆027 127	Tube for setting wheel plate complete screw (B)
271 857	Hour wheel	☆027 134	Tube for train wheel bridge
281 856	Setting wheel	☆027 145	Tube for circuit bridge (A)
282 858	Clutch wheel	☆027 157	Tube for circuit bridge (B)
354 856	Winding stem	027 745	Train wheel setting lever pin
383 855	Setting lever	027 746	Yoke pin
384 856	Yoke	027 747	Regulating switch lever pin
389 855	Setting lever spring	027 750	Setting lever pin
391 856	Train wheel setting lever	☆Maxell SR916SW	Silver oxide battery
491 589	Dial washer	☆SEIKO TR916SW	Silver (II) oxide battery
604 867	Setting wheel plate complete		
701 855	Fifth wheel & pinion		
737 855	Date corrector setting wheel		
766 855	Intermediate minute wheel		
☆801 543	Date dial		
802 855	Date driving wheel		
808 855	Date dial guard		
810 855	Date jumper		
☆884 980	Holding ring for dial		
962 855	Intermediate wheel for calendar correction		
986 855	Date corrector wheel rocking lever		
4001 851	Circuit block		
4002 855	Coil block		
4050 868	Circuit bridge plate		
4146 855	Step rotor		
4216 858	Insulator for battery		
4239 855	Rotor stator		
4259 856	Anti-magnetic shield plate		
4270 856	Battery connection (-)		
4271 855	Battery connection (+)		
4408 856	Circuit block spacer		
4450 855	Regulating switch lever		
011 425	Lower hole jewel for third wheel		
011 425	Lower hole jewel for fifth wheel		
011 547	Upper hole jewel for step rotor		
011 570	Lower hole jewel for step rotor		
011 570	Upper hole jewel for third wheel		
011 570	Upper hole jewel fourth wheel		
011 570	Upper hole jewel for fifth wheel		
022 436	Circuit bridge plate screw		
022 436	Setting wheel plate complete screw		

☆⇨ Please see remarks on the reverse page.
 Part numbers in light letters are not shown in photos.

Cal. 9552A

Remarks :

Holding ring for dial

- ☆884 980.....The type of holding ring for dial is determined based on the design of cases and dials. Check the case number and refer to "SEIKO Quartz Casing Parts Catalogue" to choose an appropriate holding ring for dial.

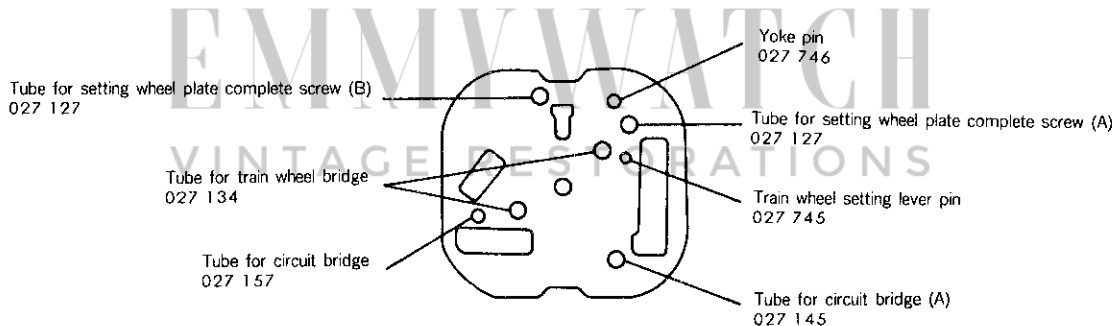
Date dial

- ☆801 543 (Black figures on white background)
 - ☆801 547 (Black figures on gold background)
 - ☆801 548 (Black figures on white background)
 - ☆801 549 (Black figures on gold background)
 - ☆801 544 (Black figures on white background)
 - ☆801 545 (Black figures on gold background)
- Used when both the crown and the calendar frame are located at 3 o'clock position.
- Used when the crown is located at 3 o'clock position and the calendar frame is at 6 o'clock position.

If any other type of date dial is required, specify ① Cal. No. ② The crown position ③ The calendar frame position ④ Dial No. and ⑤ Color of date dial.

Tube for train wheel bridge

- ☆027 127
 - ☆027 127
 - ☆027 134
 - ☆027 145
 - ☆027 157
-Refer to the illustration below for the position of Tube for train wheel bridge.



Battery

- ☆Maxell SR916SW
 - ☆SEIKO TR916SW
-The substitutive battery might be added to the applied battery in the future. In that case, please refer to separate "BATTERY LIST FOR SEIKO QUARTZ WATCHES". Note that SEIKO battery is marked with "SEIZAIKEN" on its (+) side.