




Seiko 7545A Movement Parts (1)

Compiled by EmmyWatch - <https://www.emmywatch.com>

Cal. 7545A



122 750



131 750



221 750



225 611



231 750



241 750



261 611



271 611



282 601



354 601



383 601



384 601



387 602



388 601



390 601



391 750



☆ 397 601



☆ 397 602



701 750



☆ 801 601



802 601



803 601



808 601



808 602



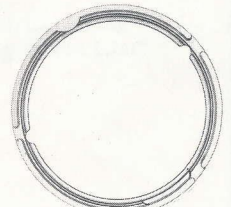
810 601




817 611



868 601



☆ 884 750



4001 750



4002 750



4050 748



4146 750



4239 750



4242 754



4259 750



4455 750



☆ U.C.C. 301



022 257



☆ 022 421



022 468



022 491



022 494



022 760



022 761

2/1

Cal. 7545A

Characteristics:

Casing diameter: ϕ 27.0 mm
 Maximum height: 4.6 mm without battery
 Jewels: 4 j
 Frequency of quartz crystal oscillator: 32,768 Hz (Hz=Hertz Cycle per second)
 Driving system: Step motor system (2 poles)
 Regulation system: Trimmer condenser
 Second setting device
 Calendar (date)
 Instant date setting
 Battery life indicator: Second hand moves in two-second interval.

PART NO.	PART NAME	PART NO.	PART NAME
122 750	Center wheel bridge	022 468	Date driving wheel screw
131 750	Third wheel bridge	022 491	Minute wheel bridge screw
221 750	Center wheel & pinion	022 494	Reset lever screw
225 611	Cannon pinion	022 760	Date dial guard screw
231 750	Third wheel & pinion	022 761	Dial screw
241 750	Fourth wheel & pinion	011 405	Upper hole jewel for fifth wheel
261 611	Minute wheel	011 405	Lower hole jewel for fifth wheel
271 611	Hour wheel	011 537	Upper hole jewel for step rotor
282 601	Clutch wheel	011 537	Lower hole jewel for step rotor
354 601	Winding stem	☆U.C.C.301	Silver oxide battery
383 601	Setting lever		
384 601	Yoke (Clutch lever)		
387 602	Minute wheel bridge		
388 601	Setting lever spring		
390 601	Setting lever axle		
391 750	Second setting lever		
☆397 601	Lever for unlocking stem A (Long)		
☆397 602	Lever for unlocking stem B (Short)		
701 750	Fifth wheel & pinion		
☆801 601	Date dial		
☆801 602			
☆801 604			
802 601	Date driving wheel		
803 601	Setting wheel lever complete		
808 601	Date dial guard A		
808 602	Date dial guard B		
810 601	Date jumper		
817 611	Intermediate date wheel		
868 601	Date driving wheel holder		
☆884 750	Holding ring for dial		
☆884 752			
☆884 753			
☆884 755			
4001 750	Circuit block		
4002 750	Coil block		
4050 74	Circuit bridge plate		
4146 750	Step rotor		
4239 750	Rotor stator		
4242 754	Plus terminal of battery connection		
4259 750	Anti-magnetic shield plate		
4455 750	Reset lever		
022 257	Setting lever spring screw		
☆022 421	Case screw		
022 468	Third wheel bridge screw		
022 468	Center wheel bridge screw		
022 468	Circuit block screw		
022 468	Screw for plus terminal of battery connection		

☆⇒ Please see remarks on the reverse page.
 Part numbers in light letters are not shown in photos.

Cal. 7545A

Remarks:

Lever for unlocking stem

- ☆397 601.....Used for the one-piece type case with the dial whose external diameter is more than **27.5 mm**.
Used for the cases shaped other than round with dial whose external diameter is more than **14 mm**.
- ☆397 602.....Used for the one-piece type case with the dial whose external diameter is less than **27.5 mm**.
Used for the cases shaped other than round with dial whose external diameter is less than **14 mm**.

Date dial

- ☆801 601 (Black figures on white background) } Used for both the crown and calendar
- ☆801 604 (White figures on black background) } frame at **3 o'clock** position.
- ☆801 602 (Black figures on white background)..... Used for the crown at **4 o'clock** and the calendar frame at **3 o'clock** position.

If any other type of date dial is required, specify ① Cal. No. ② The crown position ③ The calendar frame position ④ Jewels and ⑤ Dial No.

Holding ring for dial

- ☆884 750.....Used for the snap-type case with round dial, the crown at **3 o'clock** position.
- ☆884 752.....Used when the crown at **4 o'clock** position, and, for the watch of screw-type case back with round dial, the crown at **3 o'clock** position.
- ☆884 753.....Used for the dial is shaped other than round, the crown at **3 o'clock** position.
- ☆884 755.....Used for the square dial, the crown at **3 o'clock** position.

The type of holding ring for dial is determined based on the design of cases and dials. If the shape of the holding ring for dial is different from the above, or if the Part No. of the holding ring for dial is unknown, check the case number and refer to "SEIKO Quartz Casing Parts List" to choose a corresponding holding ring for dial.

Case screw

- ☆022 421.....Used according to the case construction.

Battery

- ☆U.C.C.301.....The applied battery for this calibre might be added the substitutive in the future. In that case, please refer to separate "BATTERIES FOR SEIKO QUARTZ WATCHES"