



Seiko 7025A Movement Parts (1)

Compiled by EmmyWatch - <https://www.emmywatch.com>

Calibre No.


7025A

Jewels

17j

Style Name

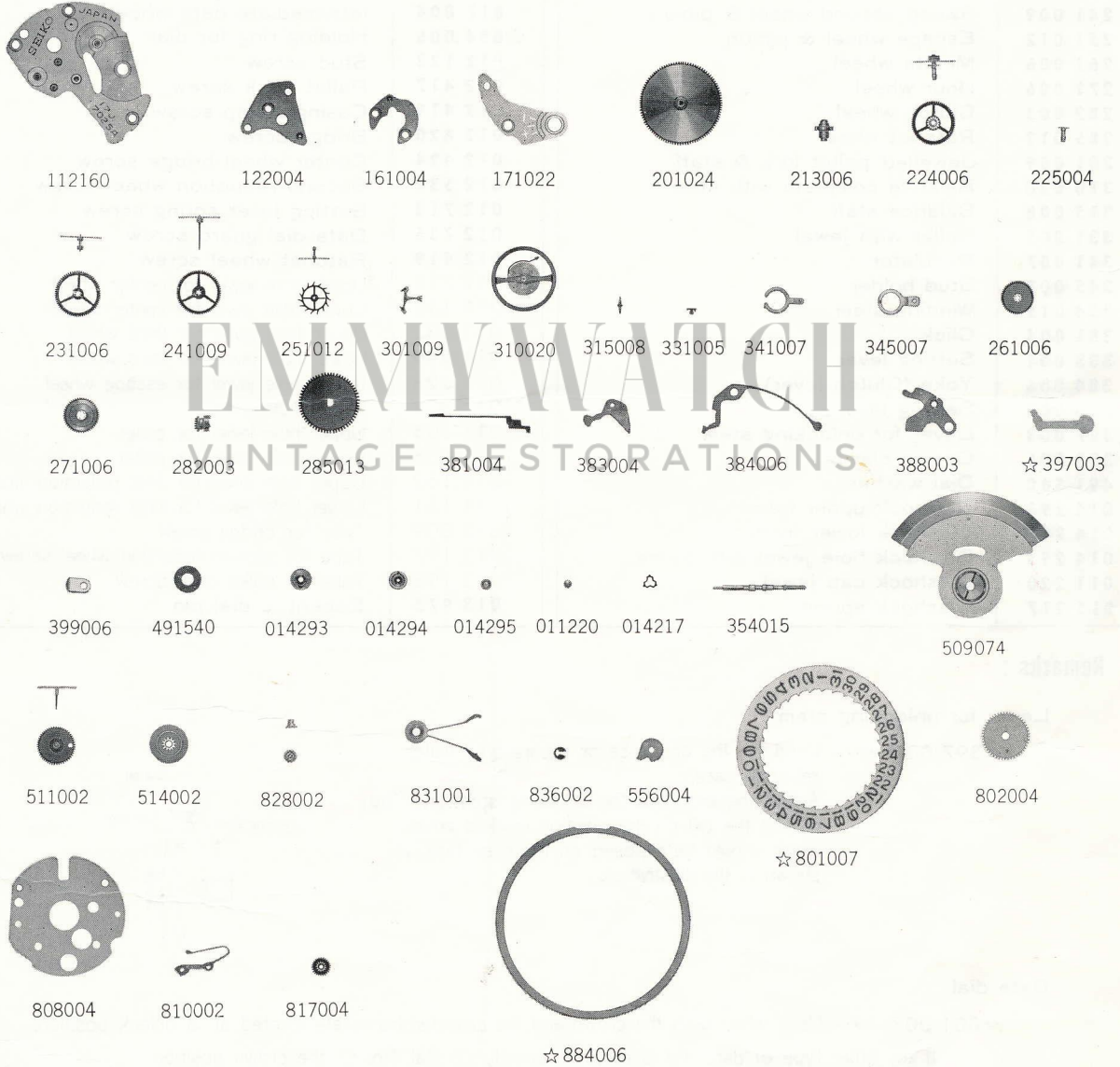
⇒ Basic Calibre 7005A 17J Catalog No. 70-05-1



Cal. 7025A

Characteristics

- Casing diameter : 27.00 ϕ mm
- Maximum height : 4.60 mm
- Vibrations per hour : 21,600
- Automatic winding with sweep second
- Calendar (date)
- Instant date setting
- "Diashock" Shock resistant device



012123	012417	012419	012420	012424	012539	012713	012736	012919	013975	2/1

☆⇒ Please see remarks on the reverse page.

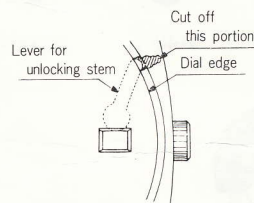
Calibre No. 7025A	Jewels 17j	Style Name
⇨ Basic Calibre 7005A 17J Catalog No. 70-05-1		

PART NO.	PART NAME	PART NO.	PART NAME
112 160	Barrel & train-wheel bridge	509 074	Oscillating weight with ball-bearing
122 004	Center wheel bridge	511 002	First reduction wheel
161 004	Pallet cock	514 002	Second reduction wheel
171 022	Balance cock	828 002	Oscillating weight arbor
201 024	Complete barrel with arbor & mainspring	831 001	Pawl lever
213 006	Barrel arbor	836 002	First reduction wheel holder
224 006	Center wheel & pinion with cannon pinion	556 004	Date finger
225 004	Cannon pinion	☆801 007	Date dial
231 006	Third wheel & pinion	802 004	Date driving wheel
241 009	Sweep second wheel & pinion	808 004	Date dial guard
251 012	Escape wheel & pinion	810 002	Date jumper
261 006	Minute wheel	817 004	Intermediate date wheel
271 006	Hour wheel	☆884 006	Holding ring for dial
282 003	Clutch wheel	012 123	Stud screw
285 013	Ratchet wheel	012 417	Pallet cock screw
301 009	Jewelled pallet fork & staff	012 419	Casing clamp screw
310 020	Balance complete with stud	012 420	Bridge screw
315 008	Balance staff	012 424	Center wheel bridge screw
331 005	Roller with jewel	012 539	Second reduction wheel screw
341 007	Regulator	012 713	Setting lever spring screw
345 007	Stud holder	012 736	Date dial guard screw
354 015	Winding stem	012 919	Ratchet wheel screw
381 004	Click	011 715	Upper hole jewel for center wheel
383 004	Setting lever	011 146	Lower hole jewel for center wheel
384 006	Yoke (Clutch lever)	011 532	Upper hole jewel for third wheel
388 003	Setting lever spring	011 540	Lower hole jewel for third wheel
☆397 003	Lever for unlocking stem	011 528	Upper hole jewel for escape wheel
399 006	Casing clamp	011 528	Lower hole jewel for escape wheel
491 540	Dial washer	011 505	Upper hole jewel for pallet
014 293	Diashock upper frame	011 505	Lower hole jewel for pallet
014 294	Diashock lower frame	011 162	Upper hole jewel for first reduction wheel
014 295	Diashock hole jewel with frame	011 151	Lower hole jewel for first reduction wheel
011 220	Diashock cap jewel	013 009	Tube for bridge screw
014 217	Diashock spring	013 197	Tube for second reduction wheel screw
		013 198	Tube for pallet cock screw
		013 975	Eccentric dial pin

Remarks :

Lever for unlocking stem

☆397 003.....Used for the one-piece or square type water-resistant case.
Adjust the length of the unlocking stem lever by cutting the tail on the position marked arrow, which should be exposed on the case face, as shown in the illustration.



Date dial

☆801 007.....Used when both the crown and the calendar frame are located at 3 o'clock position.
If any other type of date dial is required, specify ① Cal. No. ② the crown position ③ the calendar frame position and ④ the dial No.

Holding ring for dial

The type of a holding ring for dial is determined based on the design of cases and dials.
Check the case number and refer to "SEIKO Casing Parts List" to choose an appropriate holding ring for dial.

☆ ⇨ Please see remarks.

Items in light letters are not shown in photos.