



EMMYWATCH
VINTAGE RESTORATIONS

Rolex 1535 Movement Parts (1)

Compiled by EmmyWatch - <https://www.emmywatch.com>

Calibre 1535

Ø28.50mm
Ht: 6.30mm
Train: 18.000

- Automatic
- Calendar
- Centre Seconds
- Shock Proof
- 26 Jewels

Base Calibre 1530

















Image	Rolex No.	Description
	7950	Centre wheel with cannon pinion
	7951	Cannon pinion ht. 2.75mm
	7952	Hour wheel with double tothing ht. 1.80mm
	7953	Driving wheel for date indicator
	7954	Screw for driving wheel for date indicator
	7955	Date jumper
	7956	Date indicator seating
	7957	Screw for date jumper

Image	Rolex No.	Description
	7958	Stud for date indicator seating
	7959	Jewel for stud
	7960	Screw for date indicator seating
	7961-1	Date indicator champagne
	7961-2	Date indicator silvered
	7961-101	Date indicator champagne, arabic
	7961-201	Date indicator silvered, arabic
	7962	Set of screws
	8075	Main plate
	95098	Roller for date indicator seating