



EMMYWATCH
VINTAGE RESTORATIONS

Rolex 1400 Movement Parts (1)

Compiled by EmmyWatch - <https://www.emmywatch.com>

Calibre 1400

Ø13.75mm

Ht: 3.23mm

Train: 21.600

• Without second

• Shock Proof

• 18 Jewels

Base Calibre 1400









Image	Rolex No.	Description
	125	Bridge
	135	Bridge
	166	Screw for bridge
	2910	Main plate
	2911	Barrel bridge
	2911-1	Tapped foot for: • Barrel bridge • Train wheel bridge
	2912	Train wheel bridge
	2913	Mainspring, strength standard
	2913-1	Mainspring, strength weak
















Image	Rolex No.	Description
	2914	Barrel arbor
	2915	Barrel with arbor
	2916	Centre wheel with cannon pinion
	2917	Jewel for centre wheel-upper
	2918	Third wheel
	2919	Jewel for: • Third wheel-upper • Second wheel-upper
	2920	Jewel for: • Third wheel-lower • Second wheels-lower
	2921	Second wheel
	2924	Escape wheel
	2925	Pallet bridge
	2926	Screw for pallet bridge
	2927	Pallet fork
	2927-1	Banking pin
	2928	Pallet staff
	2929	Entry pallet
























Image	Rolex No.	Description
	2930	Exit pallet
	2931	Jewel for pallet fork-upper /lower
	2933	Balance bridge
	2934	Screw for: • Balance bridge • Barrel bridge • Train wheel bridge
	2935	Stud support
	2936	Screw for stud holder
	2938	Balance with flat hairspring, timed
	2939	Screw for balance
	2940	Screw for regulating the balance
	2941-1	Adjusting washer: 1/100
	2941-2	2/100
	2941-3	3/100
	2941-4	4/100
	2941-5	5/100
	2944	Screw for stud
	2945	Balance staff
	2946	Roller
	2947	Winding stem

Image	Rolex No.	Description
	2948	Winding pinion
	2949	Sliding pinion
	2950	Crown wheel
	2951	Crown wheel core
	2952	Crown wheel seating
	2953	Screw for crown wheel core
	2954	Ratchet wheel
	2955	Screw for ratchet wheel
	2956	Click
	2957	Screw for click
	2958	Spring for click
	2959	Setting lever
	2960	Screw for setting lever
	2961	Jumper for setting lever
	2962	Screw for setting lever jumper
	2963	Yoke for sliding pinion

Image	Rolex No.	Description
	2963-1	Yoke stud
	2964	Spring for yoke
	2965	Setting wheel
	2966	Minute wheel
	2966-1	Stud for minute wheel
	2967	Cannon pinion: ht. 1.84mm
	2967-1	ht. 2.20mm
	2967-2	ht. 2.48mm
	2968	Hour wheel: ht. 1.00mm
	2968-1	ht. 1.40mm
	2968-2	ht. 1.62mm
	2970	Casing stud
	2971	Casing ring
	2972	Casing spring
	2974	Set of screws
	2980	Shock-absorber for balance-upper
	2981	Shock-absorber for balance-lower
	2982	In-setting for balance-upper
	2982-1	In-setting for balance-lower

Image	Rolex No.	Description
	2984	Spring with axle for in-setting for balance-upper
	2985	In-setting for escape wheel-upper /lower
	4493	Cap jewel for: • Escape wheel-upper /lower • Balance-upper
	4494	Spring for in-setting for balance-upper
	4497	Spring for in-setting for escape wheel-upper /lower
	7934	Spring with axle for in-setting for balance-lower
	54499	Screw for dial
	95019-3	Cap jewel for balance-lower
	95019-4	Spring for in-setting for balance-lower