



EMMYWATCH
VINTAGE RESTORATIONS

Rolex 1215 Movement Parts (1)

Compiled by EmmyWatch - <https://www.emmywatch.com>

Calibre 1215

Ø23.80mm
Ht: 5.07mm
Train: 18.000

- Centre second
- Calendar
- Shock Proof
- 17 Jewels

Base Calibre 1210











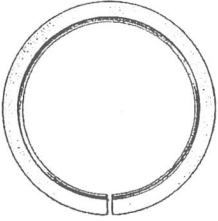
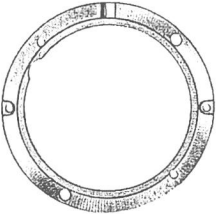





Image	Rolex No.	Description
	119	Bridle
	133	Bridle
 	7590	Centre wheel with cannon pinion
	7591	Cannon pinion
 	7592	Hour wheel with double tothing
	7593	Driving wheel for date indicator
	7594	Screw for driving wheel for date indicator
	7595	Date jumper
	7596	Date star

Image	Rolex No.	Description
	7597	Enlargement ring
	7598	Date indicator seating
	7599-1	Date indicator: • champagne
	7599-2	• silvered
	7599-14	• champagne red, black
	7600-2	Date indicator silvered
	7602	Screw for dial
	7603	Set of screws
	55128	Screw for date jumper