



EMMYWATCH
VINTAGE RESTORATIONS

Rolex 1100 Movement Parts (1)

Compiled by EmmyWatch - <https://www.emmywatch.com>

Calibre 1100

Ø17.70mm

Ht: 3.05mm







Train: 19.800

• Small second

• Shock Proof

• 18 Jewels

Base Calibre 1120

Image	Rolex No.	Description
	103	Bridle
	163	Screw for bridle
	6590	Main plate
	6591	Barrel bridge
	6592	Train wheel bridge
	6600	Mainspring, strength standard
	6600-1	Mainspring, strength weak

Image

Rolex No.

Description



6602

Barrel with arbor



6636

Winding stem



6661

Screw for case



6664

Set of screws

EMMYWATCH
VINTAGE RESTORATIONS