

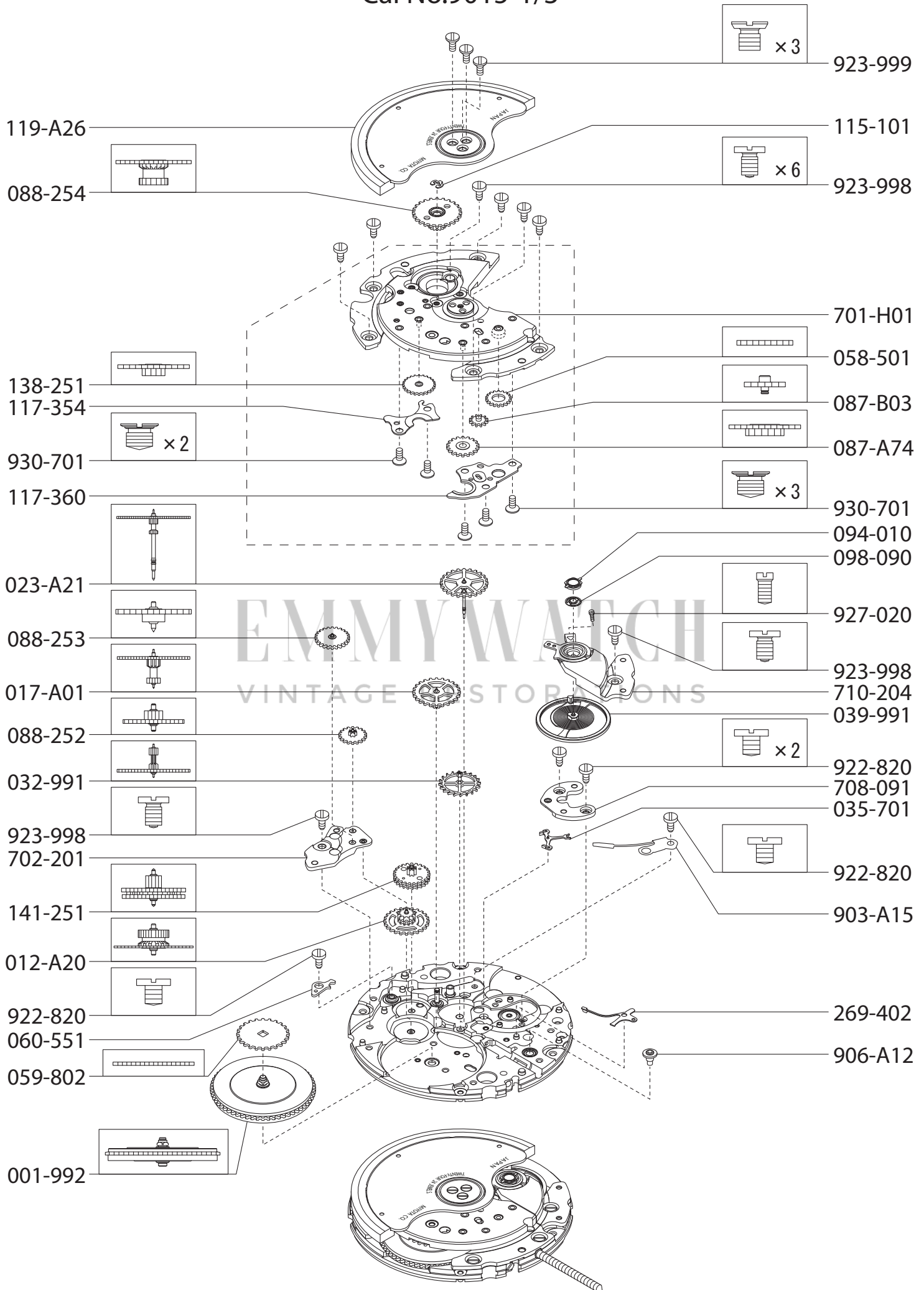


**EMMYWATCH**  
VINTAGE RESTORATIONS

**Miyota 9015 Movement Parts (1)**

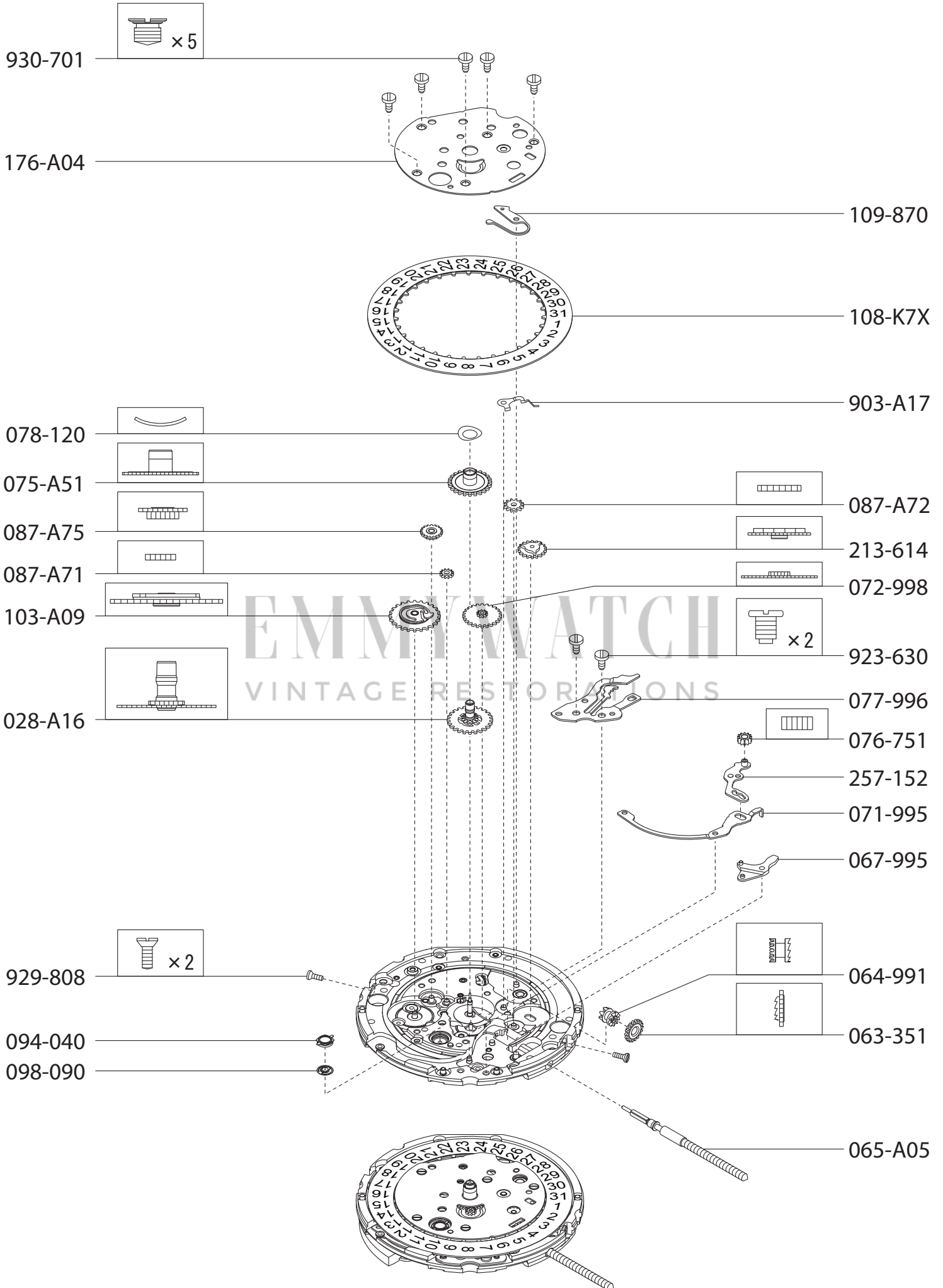
*Compiled by EmmyWatch - <https://www.emmywatch.com>*

# Cal No.9015-1/3

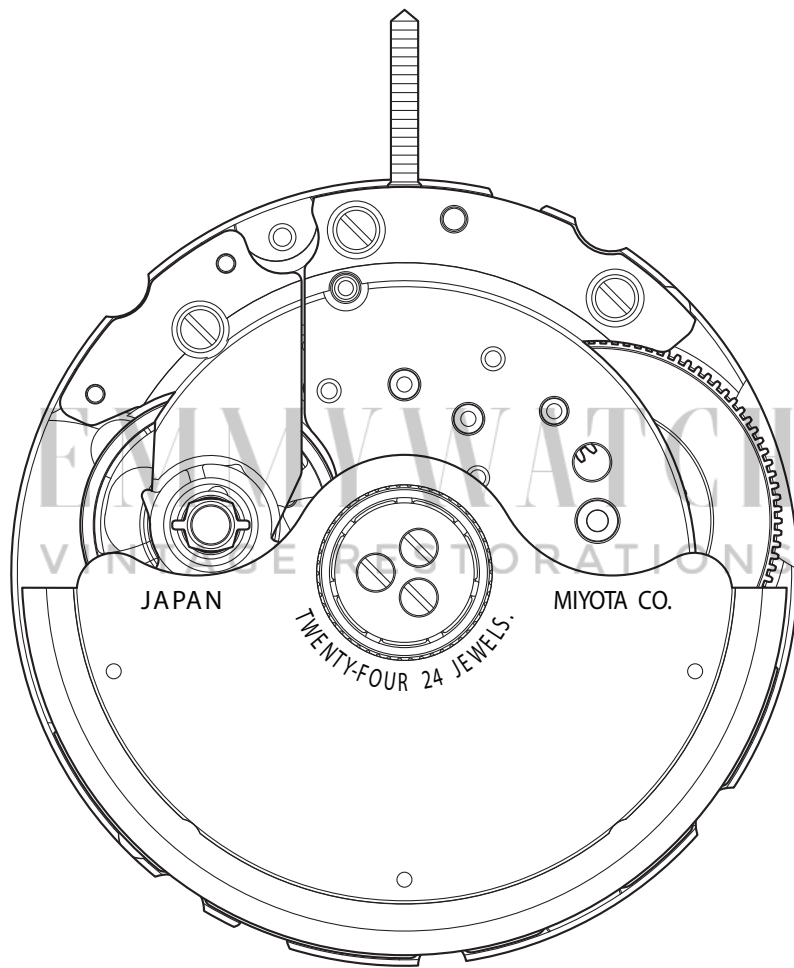


\*Illustration and parts shape might be different from real thing.

# Cal No.9015-2/3



\*Illustration and parts shape might be different from real thing.



\*\*\*\*\* CAL. 9015 MOV'T PARTS LIST \*\*\*\*\*  
ORIGINAL PARTS, MADE IN JAPAN

PART NAME	9015
BALANCE BRIDGE	710-204
BALANCE WITH HAIRSPRING REGULATED	039-991
BARREL AND TRAIN WHEEL BRIDGE	701-H01
BARREL COMPLETE	001-992
BREAKELEVER FOR SECOND HAND	269-402
CANNON PINION WITH DRIVING WHEEL	028-A16
CALENDAR CORRECTOR LEVER SPRING	903-A17
CENTER WHEEL & PINION	012-A20
CENTER WHEEL BRIDGE	702-201
CLAMP CASING	082-060
CLICK	060-551
CLICK SPRING	903-A15
CLUTCH WHEEL	064-991
CROWN WHEEL	058-501
DATE DIAL	108-K7**
24HOUR WHEEL	103-A09
DATE INDICATOR MAINTAINING PLATE / HOUR WHEEL S	176-A04
DIAL WASHER	078-120
ESCAPE WHEEL AND PINION	032-991
FORTH WHEEL AND PINION	023-A21
HOUR WHEEL	075-A51
INTERMEDIATE DATE CORRECTING WHEEL	087-A72
INTERMEDIATE DATE CORRECTING WHEEL(1)	087-A71
INTERMEDIATE DATE CORRECTING WHEEL(2)	087-A75
JEWELLED PALLET FORK AND STAFF	035-701
JUMPER	109-870
LOWER CAP JEWEL MOUNTED	094-040
MINUTE WHEEL AND PINION	072-998
OPERATING LEVER	257-152
OSCILLATING WEIGHT	119-A26
PALLET BRIDGE	708-091
SETTING LEVER PIN	906-A12
RATCHET SLIDING WHEEL 1	087-B03
RATCHET SLIDING WHEEL(2)	087-A74
RATCHET WHEEL	059-802
INTERMEDIATE REDUCTION WHEEL AND PINION	088-254
INTERMEDIATE REDUCTION WHEEL AND PINION(2)	088-252
INTERMEDIATE REDUCTION WHEEL AND PINION(3)	088-253
INTERMEDIATE REDUCTION WHEEL AND PINION(4)	138-251
REDUCTION WHEEL AND PINION 1 SPRING-CLIP	115-101
REVERSING WHEEL	141-251
SCREW FOR BALANCE BRIDGE	923-998
SCREW FOR BARREL AND TRAIN WHEEL BRIDGE(x7)	923-998
SCREW FOR CLAMP CASING(x 2)	924-752
SCREW FOR CLICK	922-820
SCREW FOR CLICK SPRING	922-820
SCREW FOR DAIL (x2)	929-808
SCREW FOR HOUR WHEEL SPRING(x5)	930-701
SCREW FOR MINUTE TRAIN COVER(x2)	923-630
SCREW FOR OSCILLATING WEIGHT(x3)	923-999
SCREW FOR PALLET BRIDGE(x 2)	922-820
SCREW FOR REDUCTION WHEEL AND PINION	922-998
SCREW FOR STUD	927-020
SCREW FOR TRAIN WHEEL GUARD(MANUAL- WINDING)( x3)	930-701
SCREW FOR TRAIN WHEEL GUARD(AUTOMATIC)( x 2)	930-701
SETTING LEVER	067-995
SETTING LEVER SPRING	077-996
SETTING STEM	065-A05
SETTING WHEEL	076-751
SPACER FOR DIAL	212-A47
SPIRAL SPRING WITH JEWEL( x 2)	098-090
THIRD WHEEL AND PINION	017-A01
TRAIN WHEEL GUARD(MANUAL- WINDING)	117-360
TRAIN WHEEL GUARD(AUTOMATIC)	117-354
UPPER CAP JEWEL MOUNTED	094-010
WINDING PINION	063-351
YOKE	071-995